



Naudu swivel armchair

NAUDU ARMCHAIR CO

Backrest inner side, seat	Backrest outer side	Basic price (EUR) according to price group of upholsteries
1	1	823
2	2	871
3	3	914
4	4	971
5	5	1009
1	2 (Valencia)	848
2		871
3		906
4		951
5		981
1	3 (Silvertex)	863
2		884
3		914
4		964
5		994
1	5 (Fine Leather)	889
2		911
3		946
4		986
5		1009

Backrest with integrated armrests		
	Inner side	Outer side
BA-⑤/⑥	Upholstered (upholstery type is the same for inner and outer side, colours may be different)	Upholstered
BA-⑤/VL****	Upholstered	Valencia upholstery
BA-⑤/SX****		Silvertex upholstery
BA-⑤/LE**		Leather: Fine Leather
Seat		
SE-⑤	Upholstered in colour of backrest inner side	

⑤ – Please specify upholstery colour code from selected price group – [see finishes](#)

⑥ – Please specify upholstery colour code from selected price group – [see finishes](#)

● Available as standard (included in basic price)

○ Available as an option (included in basic price)

To complete configuration select options on next pages ▼

PRICE GROUP 1: Era

PRICE GROUP 2: Boogie, Cura, Home, Valencia, Xtreme

PRICE GROUP 3: Chili, Moulin-Fr, Silvertex, Step/Step Melange

PRICE GROUP 4: Blazer, Focus Royal, Main Line Flax, skai Parotega, Synergy

PRICE GROUP 5: Fine Leather (LE)

NAUDU ARMCHAIR CO

Column			
CO-STD	Steel	powder-coated in base colour (for base made of powder-coated aluminium)	•
		chromium plated (for base made of chromium plated aluminium)	
Base			
ST63-③	Four-star	Powder-coated aluminium	•
ST63-POL		Polished aluminium	+ 33
Glides / Castors			
GB	Glides for soft floors		•
SH50	Self-braking castors	for soft floors	○
SHH50		for hard floors	
Foam			
FSTD	Standard		•
FFR2	Flame retardant		○
Assembly			
PACK-ASM	Assembled, cardboard packaging		•
Sample order	NAUDU ARMCHAIR CO (BA-CSE11/CSE19 SE-CSE11 CO-STD ST63-POL GB FSTD PACK-ASM)		

③ – Please specify metal elements finish – [see finishes](#)

- Available as standard (included in basic price)
- Available as an option (included in basic price)

Naudu



Naudu armchair on four metal legs	Naudu armchair on metal X-sled frame	Naudu armchair on four wooden legs
NAUDU ARMCHAIR 4L	NAUDU ARMCHAIR CFSX	NAUDU ARMCHAIR 4L LGW

Backrest inner side, seat	Backrest outer side	Basic price (EUR) according to price group of upholsteries		
1	1	633	675	841
2	2	680	720	886
3	3	725	768	931
4	4	783	826	989
5	5	821	861	1029
1	2 (Valencia)	648	690	856
2		680	720	886
3		708	748	914
4		761	801	966
5		788	828	996
1	3 (Silvertex)	673	715	881
2		695	738	904
3		725	768	931
4		768	811	974
5		796	836	1004
1	5 (Fine Leather)	698	738	904
2		710	753	919
3		743	783	949
4		801	841	1007
5		821	861	1029

		Frame			
E-③	Steel	Powder-coated	•	•	—
E-CR		Chromium plated	+ 20	+ 30	
E-①	Solid wood	Natural beech	—	—	•
		Stained beech			+ 18

① – Please specify wood colour code – see finishes

③ – Please specify metal elements finish – see finishes

• Available as standard (included in basic price)

To complete configuration select options on next pages ▼

PRICE GROUP 1: Era

PRICE GROUP 2: Boogie, Cura, Home, Valencia, Xtreme

PRICE GROUP 3: Chili, Moulin-Fr, Silvertex, Step/Step Melange

PRICE GROUP 4: Blazer, Focus Royal, Main Line Flax, skai Parotega, Synergy

PRICE GROUP 5: Fine Leather (LE)

		NAUDU ARMCHAIR 4L	NAUDU ARMCHAIR CFSX	NAUDU ARMCHAIR 4L LGW
Backrest with integrated armrests				
	Inner side	Outer side		
BA-⑤/⑥	Upholstered (upholstery type is the same for inner and outer side, colours may be different)	Upholstered	●	●
BA-⑤/VL****	Upholstered	Valencia upholstery	○	○
BA-⑤/SX****		Silvertex upholstery		
BA-⑤/LE**		Leather: Fine Leather		
Seat				
SE-⑤	Upholstered in colour of backrest inner side		●	●
Glides				
GBP	Self-levelling glides for soft floors		●	—
GBPF	Self-levelling glides with felt for hard floors		○	
GT	Transparent glides for soft floors		●	
GTF	Transparent glides with felt for hard floors		○	●
GB	Glides for soft floors		—	
GBF	Glides with felt for hard floors		○	
Foam				
FSTD	Standard		●	●
FFR2	Flame retardant		○	○
Assembly				
PACK-ASM	Assembled, cardboard packaging		●	●
Sample order	NAUDU ARMCHAIR 4L (E-CR BA-CSE11/CSE19 SE-CSE11 GBPF FSTD PACK-ASM)			
	NAUDU ARMCHAIR 4L LGW (E-1.007 BA-CSE11/CSE19 SE-CSE11 GBF FSTD PACK-ASM)			

⑤ – Please specify upholstery colour code from selected price group – see finishes

⑥ – Please specify upholstery colour code from selected price group – see finishes

● Available as standard (included in basic price)

○ Available as an option (included in basic price)



Naudu swivel armchair WAVY

NAUDU ARMCHAIR CO WAVY

Backrest inner side, seat	Backrest outer side	Basic price (EUR) according to price group of upholsteries
1	1	866
2	2	946
3	3	961
4	4	1001
1	2 (Valencia)	891
2		946
3		954
4		981
1	3 (Silvertex)	906
2		959
3		961
4		1001
1	5 (Fine Leather)	931
2		986
3		994
4		1019

Backrest with integrated armrests		
	Inner side	Outer side
BA-⑤/⑥	Upholstered (upholstery type is the same for inner and outer side, colours may be different)	Upholstered
BA-⑤/VL****	Upholstered	Valencia upholstery
BA-⑤/SX****		Silvertex upholstery
BA-⑤/LE**		Leather: Fine Leather
Seat		
SE-⑤	Upholstered in colour of backrest inner side	

⑤ – Please specify upholstery colour code from selected price group – [see finishes](#)

⑥ – Please specify upholstery colour code from selected price group – [see finishes](#)

- Available as standard (included in basic price)
- Available as an option (included in basic price)

To complete configuration select options on next pages ▼

For backrest inner side and for seat:

- PRICE GROUP 1: Era
- PRICE GROUP 2: Boogie, Cura, Home, Xtreme
- PRICE GROUP 3: Chili, Moulin-Fr, Step/Step Melange
- PRICE GROUP 4: Blazer, Focus Royal, Synergy

For backrest outer side:

- PRICE GROUP 1: Era
- PRICE GROUP 2: Boogie, Cura, Home, Valencia, Xtreme
- PRICE GROUP 3: Chili, Moulin-Fr, Silvertex, Step/Step Melange
- PRICE GROUP 4: Blazer, Focus Royal, Synergy
- PRICE GROUP 5: Fine Leather (LE)

NAUDU ARMCHAIR CO WAVY

Column			
CO-STD	Steel	powder-coated in base colour (for base made of powder-coated aluminium)	•
		chromium plated (for base made of chromium plated aluminium)	
Base			
ST63-③	Four-star	Powder-coated aluminium	•
ST63-POL		Polished aluminium	+ 33
Glides / Castors			
GB	Glides for soft floors		•
SH50	Self-braking castors	for soft floors	○
SHH50		for hard floors	
Foam			
FSTD	Standard		•
FFR2	Flame retardant		○
Assembly			
PACK-ASM	Assembled, cardboard packaging		•
Sample order	NAUDU ARMCHAIR CO WAVY (BA-CSE11/CSE19 SE-CSE11 CO-STD ST63-POL GB FSTD PACK-ASM)		

③ – Please specify metal elements finish – [see finishes](#)

- Available as standard (included in basic price)
- Available as an option (included in basic price)

Naudu



Naudu armchair on four metal legs WAVY	Naudu armchair on X-sled metal frame WAVY	Naudu armchair on 4 wooden legs WAVY
NAUDU ARMCHAIR 4L WAVY	NAUDU ARMCHAIR CFSX WAVY	NAUDU ARMCHAIR 4L LGW WAVY

Backrest inner side, seat	Backrest outer side	Basic price (EUR) according to price group of upholsteries		
1	1	698	738	904
2	2	778	818	984
3	3	801	841	1007
4	4	833	873	1039
1	2 (Valencia)	713	753	919
2		778	818	984
3		783	823	989
4		811	851	1017
1	3 (Silvertex)	738	778	944
2		793	833	999
3		801	841	1007
4		818	858	1024
1	5 (Fine Leather)	761	801	966
2		811	851	1017
3		818	858	1024
4		851	891	1057

Frame					
E-③	Steel	Powder-coated	•	•	—
E-CR		Chromium plated	+ 20	+ 30	—
E-①	Solid wood	Natural beech	—	—	•
		Stained beech	—	—	+ 18
Backrest with integrated armrests					
	Inner side	Outer side			
BA-⑤/⑥	Upholstered (upholstery type is the same for inner and outer side, colours may be different)	Upholstered	•	•	•
BA-⑤/VL****	Upholstered	Valencia upholstery	•	•	•
BA-⑤/SX****		Silvertex upholstery	○	○	○
BA-⑤/LE**		Leather: Fine Leather	○	○	○

- ① – Please specify wood colour code – [see finishes](#)
- ③ – Please specify metal elements finish – [see finishes](#)
- ⑤ – Please specify upholstery colour code from selected price group – [see finishes](#)
- ⑥ – Please specify upholstery colour code from selected price group – [see finishes](#)
- Available as standard (included in basic price)
- Available as an option (included in basic price)

To complete configuration select options on next pages ▼

For backrest inner side and for seat:

- PRICE GROUP 1: Era
- PRICE GROUP 2: Boogie, Cura, Home, Xtreme
- PRICE GROUP 3: Chili, Moulin-Fr, Step/Step Melange
- PRICE GROUP 4: Blazer, Focus Royal, Synergy

For backrest outer side:

- PRICE GROUP 1: Era
- PRICE GROUP 2: Boogie, Cura, Home, Valencia, Xtreme
- PRICE GROUP 3: Chili, Moulin-Fr, Silvertex, Step/Step Melange
- PRICE GROUP 4: Blazer, Focus Royal, Synergy
- PRICE GROUP 5: Fine Leather (LE)

		NAUDU ARMCHAIR 4L WAVY	NAUDU ARMCHAIR CFSX WAVY	NAUDU ARMCHAIR 4L LGW WAVY
	Seat			
SE-⑤	Upholstered in colour of backrest inner side	●	●	●
	Glides			
GBP	Self-levelling glides for soft floors	●	—	—
GBPF	Self-levelling glides with felt for hard floors	○		
GT	Transparent glides for soft floors		●	
GTF	Transparent glides with felt for hard floors		○	
GB	For soft floors	—		●
GBF	With felt for hard floors		—	○
	Foam			
FSTD	Standard	●	●	●
FFR2	Flame retardant	○	○	○
	Assembly			
PACK-ASM	Assembled, cardboard packaging	●	●	●
Sample order	NAUDU ARMCHAIR 4L WAVY (E-CR BA-CSE11/CSE19 SE-CSE11 GBPF FFR2 PACK-ASM)			
	NAUDU ARMCHAIR 4L LGW WAVY (E-1.007 BA-CSE11/CSE19 SE-CSE11 GBF FSTD PACK-ASM)			

⑤ – Please specify upholstery colour code from selected price group – [see finishes](#)

- Available as standard (included in basic price)
- Available as an option (included in basic price)

Naudu



Naudu high armchair
on 4 metal legs

Naudu high armchair
on 4 wooden legs

NAUDU ARMCHAIR H 4L

NAUDU ARMCHAIR H 4L LGW

Backrest inner side, seat	Backrest outer side	Basic price (EUR) according to price group of upholsteries	
1	1	698	931
2	2	745	979
3	3	758	991
4	4	776	1009
5	5	836	1067
1	2 (Valencia)	705	939
2		745	979
3		750	984
4		763	996
5		771	1004
1	3 (Silvertex)	713	946
2		753	986
3		758	991
4		771	1004
5		786	1019
1	5 (Fine Leather)	736	971
2		778	1012
3		786	1019
4		796	705
5		836	1067

Seat height			
SH660	660 mm	●	●
SH810	810 mm	○	○
Frame			
E-③	Steel	Powder-coated	●
E-CR		Chromium plated	+ 50
E-①	Solid wood	Natural beech	●
		Stained beech	+ 30

- ① – Please specify wood colour code – see finishes
 ③ – Please specify metal elements finish – see finishes
 ● Available as standard (included in basic price)
 ○ Available as an option (included in basic price)

To complete configuration select options on next pages ▼

PRICE GROUP 1: Era
 PRICE GROUP 2: Boogie, Cura, Home, Valencia, Xtreme
 PRICE GROUP 3: Chili, Moulin-Fr, Silvertex, Step/Step Melange
 PRICE GROUP 4: Blazer, Focus Royal, Main Line Flax, skai Parotega, Synergy
 PRICE GROUP 5: Fine Leather (LE)

		NAUDU ARMCHAIR H 4L	NAUDU ARMCHAIR H 4L LGW
Footrest			
FB-③	Steel	In frame colour	•
FB-BL		Powder-coated, Jet black, RAL 9005	—
Backrest with integrated armrests			
	Inner side	Outer side	
BA-⑤/⑥	Upholstered (upholstery type is the same for inner and outer side, colours may be different)		•
BA-⑤/VL****	Upholstered	Valencia upholstery	
BA-⑤/SX****		Silvertex upholstery	○
BA-⑤/LE**		Leather: Fine Leather	○
Seat			
SE-⑤	Upholstered in colour of backrest inner side		•
Glides			
GBP	Self-levelling glides for soft floors		•
GBPF	Self-levelling glides with felt for hard floors		—
GB	For soft floors		•
GBF	With felt for hard floors		○
Foam			
FSTD	Standard		•
FFR2	Flame retardant		○
Assembly			
PACK-ASM	Assembled, cardboard packaging		•
Sample order	NAUDU ARMCHAIR H 4L (SH660 E-CR BA-CSE11/CSE19 SE-CSE11 GBPF FSTD PACK-ASM)		
	NAUDU ARMCHAIR H 4L LGW (SH810 E-1.007 BA-CSE11/CSE19 SE-CSE11 GBF FFR2 PACK-ASM)		

③ – Please specify metal elements finish – [see finishes](#)

⑤ – Please specify upholstery colour code from selected price group – [see finishes](#)

⑥ – Please specify upholstery colour code from selected price group – [see finishes](#)

• Available as standard (included in basic price)

○ Available as an option (included in basic price)

Naudu



Naudu high armchair
on 4 metal legs WAVY

Naudu high armchair
on 4 wooden legs WAVY

NAUDU ARMCHAIR H 4L WAVY

NAUDU ARMCHAIR H 4L LGW WAVY

Backrest inner side, seat	Backrest outer side	Basic price (EUR) according to price group of upholsteries	
1	1	723	956
2	2	763	996
3	3	786	1019
4	4	826	1059
1	2 (Valencia)	738	971
2		763	996
3		778	1012
4		796	1027
1	3 (Silvertex)	745	979
2		771	1004
3		786	1019
4		818	1052
1	5 (Fine Leather)	771	1004
2		796	1027
3		818	1052
4		851	1084

Seat height			
SH660	660 mm	●	●
SH810	810 mm	○	○
Frame			
E-③	Steel	Powder-coated	●
		Chromium plated	+ 50
E-①	Solid wood	Natural beech	●
		Stained beech	+ 30
Footrest			
FB-③	Steel	In frame colour	●
FB-BL		Powder-coated, Jet black, RAL 9005	●

① – Please specify wood colour code – [see finishes](#)

③ – Please specify metal elements finish – [see finishes](#)

- Available as standard (included in basic price)
- Available as an option (included in basic price)

To complete configuration select options on next pages →

For backrest inner side and for seat:

PRICE GROUP 1: Era
 PRICE GROUP 2: Boogie, Cura, Home, Xtreme
 PRICE GROUP 3: Chili, Moulin-Fr, Step/Step Melange
 PRICE GROUP 4: Blazer, Focus Royal, Synergy

For backrest outer side:

PRICE GROUP 1: Era
 PRICE GROUP 2: Boogie, Cura, Home, Valencia, Xtreme
 PRICE GROUP 3: Chili, Moulin-Fr, Silvertex, Step/Step Melange
 PRICE GROUP 4: Blazer, Focus Royal, Synergy
 PRICE GROUP 5: Fine Leather (LE)

		NAUDU ARMCHAIR H 4L WAVY	NAUDU ARMCHAIR H 4L LGW WAVY
Backrest with integrated armrests			
	Inner side	Outer side	
BA-⑤/⑥	Upholstered (upholstery type is the same for inner and outer side, colours may be different)	Upholstered	•
BA-⑤/VL****	Upholstered	Valencia upholstery	○
BA-⑤/SX****		Silvertex upholstery	
BA-⑤/LE**		Leather: Fine Leather	
Seat			
SE-⑤	Upholstered in colour of backrest inner side		•
Glides			
GBP	Self-levelling glides for soft floors		•
GBPF	Self-levelling glides with felt for hard floors		○
GB	For soft floors		—
GBF	With felt for hard floors		•
Foam			
FSTD	Standard		•
FFR2	Flame retardant		○
Assembly			
PACK-ASM	Assembled, cardboard packaging		•
Sample order	NAUDU ARMCHAIR H 4L WAVY (SH660 E-CR BA-CSE11/CSE19 SE-CSE11 GBPF FSTD PACK-ASM)		
	NAUDU ARMCHAIR H 4L LGW WAVY (SH660 E-1.007 BA-CSE11/CSE19 SE-CSE11 GBF FFR2 PACK-ASM)		

⑤ – Please specify upholstery colour code from selected price group – [see finishes](#)

⑥ – Please specify upholstery colour code from selected price group – [see finishes](#)

• Available as standard (included in basic price)

○ Available as an option (included in basic price)

Naudu



Naudu sofa on four metal legs	Naudu sofa on metal X-sled frame	Naudu sofa on four wooden legs
NAUDU SOFA 4L	NAUDU SOFA CFSX	NAUDU SOFA 4L LGW

Backrest inner side, seat	Backrest outer side	Basic price (EUR) according to price group of upholsteries		
1	1	966	1029	1172
2	2	1032	1094	1237
3	3	1104	1165	1310
4	4	1202	1263	1408
5	5	1283	1345	1491
1	2 (Valencia)	981	1047	1187
2		1032	1094	1237
3		1084	1145	1293
4		1177	1237	1383
5		1252	1313	1458
1	3 (Silvertex)	1007	1069	1212
2		1049	1109	1252
3		1104	1165	1310
4		1195	1255	1401
5		1260	1320	1466
1	5 (Fine Leather)	1029	1094	1235
2		1082	1142	1285
3		1112	1172	1320
4		1225	1288	1431
5		1283	1345	1491

		Frame			
E-③	Steel	Powder-coated	•	•	—
E-CR		Chromium plated	+ 28	+ 38	
E-①	Solid wood	Natural beech	—	—	•
		Stained beech			+ 20

① – Please specify wood colour code – see finishes

③ – Please specify metal elements finish – see finishes

• Available as standard (included in basic price)

To complete configuration select options on next pages ▼

PRICE GROUP 1: Era

PRICE GROUP 2: Boogie, Cura, Home, Valencia, Xtreme

PRICE GROUP 3: Chili, Moulin-Fr, Silvertex, Step/Step Melange

PRICE GROUP 4: Blazer, Focus Royal, Main Line Flax, skai Parotega, Synergy

PRICE GROUP 5: Fine Leather (LE)

		NAUDU SOFA 4L	NAUDU SOFA CFSX	NAUDU SOFA 4L LGW
Backrest with integrated armrests				
	Inner side	Outer side		
BA-⑤/⑥	Upholstered (upholstery type is the same for inner and outer side, colours may be different)	Upholstered	●	●
BA-⑤/VL****	Upholstered	Valencia upholstery	○	○
BA-⑤/SX****		Silvertex upholstery		
BA-⑤/LE**		Leather: Fine Leather		
Seat				
SE-⑤	Upholstered in colour of backrest inner side		●	●
Glides				
GBP	Self-levelling glides for soft floors		●	—
GBPF	Self-levelling glides with felt for hard floors		○	
GT	Transparent glides for soft floors		●	
GTF	Transparent glides with felt for hard floors		○	
GB	For soft floors		—	
GBF	With felt for hard floors		—	
Foam				
FSTD	Standard		●	●
FFR2	Flame retardant		○	○
Assembly				
PACK-ASM	Assembled, cardboard packaging		●	●
Sample order	NAUDU SOFA 4L (E-CR BA-CSE11/CSE19 SE-CSE11 GBPF FSTD PACK-ASM)			
	NAUDU SOFA 4L LGW (E-1.007 BA-CSE11/CSE19 SE-CSE11 GBF FSTD PACK-ASM)			

⑤ – Please specify upholstery colour code from selected price group – [see finishes](#)

⑥ – Please specify upholstery colour code from selected price group – [see finishes](#)

● Available as standard (included in basic price)

○ Available as an option (included in basic price)

Naudu



Naudu sofa on four metal legs WAVY	Naudu sofa on X-sled metal frame WAVY	Naudu sofa on four wooden legs WAVY
NAUDU SOFA 4L WAVY	NAUDU SOFA CFSX WAVY	NAUDU SOFA 4L LGW WAVY

Backrest inner side, seat	Backrest outer side	Basic price (EUR) according to price group of upholsteries		
1	1	974	1037	1180
2	2	1079	1140	1285
3	3	1112	1172	1318
4	4	1152	1212	1358
1	2 (Valencia)	991	1052	1197
2		1079	1140	1285
3		1092	1155	1298
4		1127	1190	1333
1	3 (Silvertex)	1014	1077	1220
2		1094	1157	1300
3		1112	1172	1318
4		1145	1205	1350
1	5 (Fine Leather)	1039	1099	1245
2		1127	1190	1333
3		1119	1180	1325
4		1175	1237	1383

Frame					
E-③	Steel	Powder-coated	•	•	—
E-CR		Chromium plated	+ 28	+ 38	—
E-①	Solid wood	Natural beech	—	—	•
		Stained beech	—	—	+ 20
Backrest with integrated armrests					
	Inner side	Outer side			
BA-⑤/⑥	Upholstered (upholstery type is the same for inner and outer side, colours may be different)	Upholstered	•	•	•
BA-⑤/VL****	Upholstered	Valencia upholstery			
BA-⑤/SX****		Silvertex upholstery	○	○	○
BA-⑤/LE**		Leather: Fine Leather			

- ① – Please specify wood colour code – [see finishes](#)
- ③ – Please specify metal elements finish – [see finishes](#)
- ⑤ – Please specify upholstery colour code from selected price group – [see finishes](#)
- ⑥ – Please specify upholstery colour code from selected price group – [see finishes](#)
- Available as standard (included in basic price)
- Available as an option (included in basic price)

To complete configuration select options on next pages ▼

For backrest inner side and for seat:

PRICE GROUP 1: Era
 PRICE GROUP 2: Boogie, Cura, Home, Xtreme
 PRICE GROUP 3: Chili, Moulin-Fr, Step/Step Melange
 PRICE GROUP 4: Blazer, Focus Royal, Synergy

For backrest outer side:

PRICE GROUP 1: Era
 PRICE GROUP 2: Boogie, Cura, Home, Valencia, Xtreme
 PRICE GROUP 3: Chili, Moulin-Fr, Silvertex, Step/Step Melange
 PRICE GROUP 4: Blazer, Focus Royal, Synergy
 PRICE GROUP 5: Fine Leather (LE)

		NAUDU SOFA 4L WAVY	NAUDU SOFA CFSX WAVY	NAUDU SOFA 4L LGW WAVY
Seat				
SE-⑤	Upholstered in colour of backrest inner side	●	●	●
Glides				
GBP	Self-levelling glides for soft floors	●	—	—
GBPF	Self-levelling glides with felt for hard floors	○		
GT	Transparent glides for soft floors	—	●	
GTF	Transparent glides with felt for hard floors		○	
GB	For soft floors		—	●
GBF	With felt for hard floors			○
Foam				
FSTD	Standard	●	●	●
FFR2	Flame retardant	○	○	○
Assembly				
PACK-ASM	Assembled, cardboard packaging	●	●	●
Sample order	NAUDU SOFA 4L (E-CR BA-CSE11/CSE19 SE-CSE11 GBPF FSTD PACK-ASM)			
	NAUDU SOFA 4L LGW (E-1.007 BA-CSE11/CSE19 SE-CSE11 GBF FFR2 PACK-ASM)			

⑤ – Please specify upholstery colour code from selected price group – [see finishes](#)

- Available as standard (included in basic price)
- Available as an option (included in basic price)

Naudu



Naudu high sofa on four metal legs

NAUDU SOFA H 4L

Backrest inner side, seat	Backrest outer side	Basic price (EUR) according to price group of upholsteries
1	1	1052
2	2	1114
3	3	1140
4	4	1165
5	5	1260
1	2 (Valencia)	1059
2		1114
3		1124
4		1132
5		1180
1	3 (Silvertex)	1067
2		1124
3		1140
4		1147
5		1205
1	5 (Fine Leather)	1092
2		1165
3		1180
4		1195
5		1260

Seat height			
SH660	660 mm	●	
SH810	810 mm	○	
Frame			
E-③	Steel	Powder-coated	●
E-CR		Chromium plated	+ 50
Footrest			
FB-③	Steel	In frame colour	●

③ – Please specify metal elements finish – [see finishes](#)

To complete configuration select options on next pages ▼

- Available as standard (included in basic price)
- Available as an option (included in basic price)

PRICE GROUP 1: Era
 PRICE GROUP 2: Boogie, Cura, Home, Valencia, Xtreme
 PRICE GROUP 3: Chili, Moulin-Fr, Silvertex, Step/Step Melange
 PRICE GROUP 4: Blazer, Focus Royal, Main Line Flax, skai Parotega, Synergy
 PRICE GROUP 5: Fine Leather (LE)

NAUDU SOFA H 4L

Backrest with integrated armrests		
	Inner side	Outer side
BA-⑤/⑥	Upholstered (upholstery type is the same for inner and outer side, colours may be different)	Upholstered •
BA-⑤/VL****	Upholstered	Valencia upholstery
BA-⑤/SX****		Silvertex upholstery
BA-⑤/LE**		Leather: Fine Leather
		○
Seat		
SE-⑤	Upholstered in colour of backrest inner side	•
Glides		
GBP	Self-levelling glides for soft floors	•
GBPF	Self-levelling glides with felt for hard floors	○
Foam		
FSTD	Standard	•
FFR2	Flame retardant	○
Assembly		
PACK-ASM	Assembled, cardboard packaging	•
Sample order	NAUDU SOFA H 4L (SH660 E-BL FB-BL BA-CSE11/CSE43 SE-CSE11 GBP FSTD PACK-ASM)	

⑤ – Please specify upholstery colour code from selected price group – [see finishes](#)

⑥ – Please specify upholstery colour code from selected price group – [see finishes](#)

- Available as standard (included in basic price)
- Available as an option (included in basic price)

Naudu



Naudu high sofa on four metal legs WAVY

NAUDU SOFA H 4L WAVY

Backrest inner side, seat	Backrest outer side	Basic price (EUR) according to price group of upholsteries
1	1	1074
2	2	1124
3	3	1155
4	4	1212
1	2 (Valencia)	1092
2		1124
3		1155
4		1180
1	3 (Silvertex)	1099
2		1140
3		1155
4		1195
1	5 (Fine Leather)	1124
2		1180
3		1212
4		1245

Seat height			
SH660	660 mm		•
SH810	810 mm		○
Frame			
E-③	Steel	Powder-coated	•
E-CR		Chromium plated	+ 83
Footrest			
FB-③	Steel	In frame colour	•

③ – Please specify metal elements finish – see finishes

To complete configuration select options on next pages ▼

- Available as standard (included in basic price)
- Available as an option (included in basic price)

For backrest inner side and for seat:

PRICE GROUP 1: Era
 PRICE GROUP 2: Boogie, Cura, Home, Xtreme
 PRICE GROUP 3: Chili, Moulin-Fr, Step/Step Melange
 PRICE GROUP 4: Blazer, Focus Royal, Synergy

For backrest outer side:

PRICE GROUP 1: Era
 PRICE GROUP 2: Boogie, Cura, Home, Valencia, Xtreme
 PRICE GROUP 3: Chili, Moulin-Fr, Silvertex, Step/Step Melange
 PRICE GROUP 4: Blazer, Focus Royal, Synergy
 PRICE GROUP 5: Fine Leather (LE)

NAUDU SOFA H 4L WAVY

Backrest with integrated armrests		
	Inner side	Outer side
BA-⑤/⑥	Upholstered (upholstery type is the same for inner and outer side, colours may be different)	Upholstered •
BA-⑤/VL****	Upholstered	Valencia upholstery
BA-⑤/SX****		Silvertex upholstery
BA-⑤/LE**		Leather: Fine Leather
		○
Seat		
SE-⑤	Upholstered in colour of backrest inner side	•
Glides		
GBP	Self-levelling glides for soft floors	•
GBPF	Self-levelling glides with felt for hard floors	○
Foam		
FSTD	Standard	•
FFR2	Flame retardant	○
Assembly		
PACK-ASM	Assembled, cardboard packaging	•
Sample order	NAUDU SOFA H 4L WAVY (SH660 E-BL FB-BL BA-CSE11/CSE11 SE-CSE11 GBP FFR2 PACK-ASM)	

⑤ – Please specify upholstery colour code from selected price group – [see finishes](#)

⑥ – Please specify upholstery colour code from selected price group – [see finishes](#)

- Available as standard (included in basic price)
- Available as an option (included in basic price)

Technical description

1. Dimensions / Weight

1.1. Armchairs



NAUDU ARMCHAIR CO



NAUDU ARMCHAIR CO WAVY



NAUDU ARMCHAIR 4L



NAUDU ARMCHAIR 4L WAVY



NAUDU ARMCHAIR CFSX



NAUDU ARMCHAIR CFSX WAVY



NAUDU ARMCHAIR 4L LGW



NAUDU ARMCHAIR 4L LGW WAVY



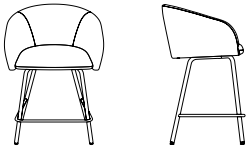
Model	Dimensions (mm)												Weight (kg)
	A	A1	B	C	D	E	F	G	H	K	L	V	
NAUDU ARMCHAIR CO	475	430	470	450	500	780	500	400	720	550	590	685	11,9
NAUDU ARMCHAIR 4L	475	435	470	450	500	770	500	380	720	550	590	670	10,8
NAUDU ARMCHAIR CFSX	475	435	470	450	500	770	500	380	720	535	600	670	10,0
NAUDU ARMCHAIR 4L LGW	475	435	470	450	500	770	500	380	720	530	580	670	10,5
NAUDU ARMCHAIR CO WAVY	475	430	470	450	500	780	500	400	720	550	590	685	11,9
NAUDU ARMCHAIR 4L WAVY	475	435	470	450	500	780	500	400	720	550	590	685	10,8
NAUDU ARMCHAIR CFSX WAVY	470	435	470	450	500	775	500	400	720	535	585	685	10,0
NAUDU ARMCHAIR 4L LGW WAVY	470	435	470	450	500	780	500	400	720	530	585	685	10,5

- A – Seat height
- A1 – Seat height according to standard EN 16139
- B – Seat depth
- C – Seat surface depth

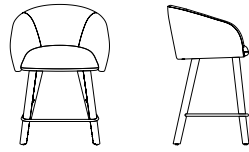
- D – Seat width
- E – Overall height
- F – Backrest width
- G – Backrest length
- H – Armrests height

- K – Base width
- L – Overall depth
- V – Overall width

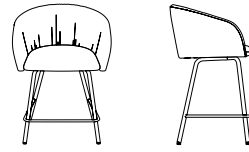
1.2. High armchairs



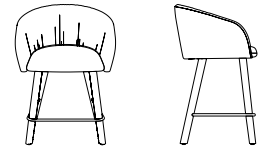
NAUDU ARMCHAIR H 4L



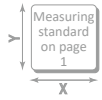
NAUDU ARMCHAIR H 4L LGW



NAUDU ARMCHAIR H 4L WAVY



NAUDU ARMCHAIR H 4L LGW WAVY



Model	Dimensions (mm)											Weight (kg)
	A	A1	B	C	D	E	G	K	L	P	V	
NAUDU ARMCHAIR H 4L	660	630	405	405	510	890	245	505	520	200	640	9,9
	810	780	405	405	510	1040	245	540	530	350	640	10,5
NAUDU ARMCHAIR H 4L LGW	660	630	405	405	510	890	245	515	520	200	640	11,6
	810	780	405	405	510	1040	245	545	530	350	640	12,0
NAUDU ARMCHAIR H 4L WAVY	660	630	405	405	510	890	245	505	520	200	640	9,9
	810	780	405	405	510	1040	245	540	530	350	640	10,5
NAUDU ARMCHAIR H 4L LGW WAVY	660	630	405	405	510	890	245	515	520	200	640	11,6
	810	780	405	405	510	1040	245	545	530	350	640	12,0

A – Seat height

A1 – Seat height according to standard EN 16139

B – Seat depth

C – Seat surface depth

D – Seat width

E – Overall height

G – Backrest length

K – Base width

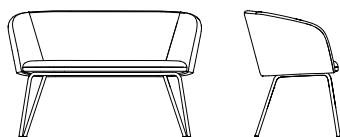
L – Overall depth

P – Footrest height

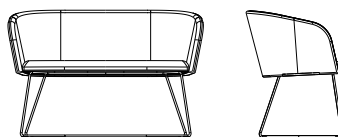
V – Overall width

Technical description

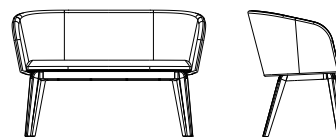
1.3. Sofas



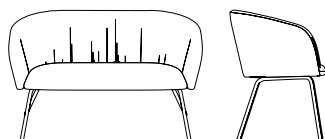
NAUDU SOFA 4L



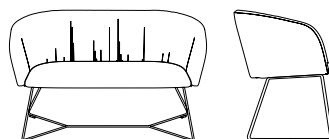
NAUDU SOFA CFSX



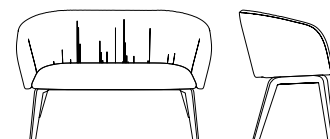
NAUDU SOFA 4L LGW



NAUDU SOFA 4L WAVY



NAUDU SOFA CFSX WAVY



NAUDU SOFA 4L LGW WAVY



Model	Dimensions (mm)												Weight (kg)
	A	A1	B	C	D	E	F	G	H	K	L	V	
NAUDU SOFA 4L	475	435	470	450	1010	770	1000	380	720	1050	590	1170	21,0
NAUDU SOFA CFSX	475	435	470	450	1010	770	1000	380	720	1035	600	1170	22,5
NAUDU SOFA 4L LGW	475	435	470	450	1010	770	1000	380	720	1030	580	1170	20,0
NAUDU SOFA 4L WAVY	475	435	470	450	1010	780	1000	400	720	1050	590	1185	21,0
NAUDU SOFA CFSX WAVY	470	435	470	450	1010	775	1000	400	720	1035	590	1185	22,5
NAUDU SOFA 4L LGW WAVY	475	435	470	450	1010	780	1000	400	720	1030	580	1185	20,0

A – Seat height

A1 – Seat height according to standard EN 16139

B – Seat depth

C – Seat surface depth

D – Seat width

E – Overall height

F – Backrest width

G – Backrest length

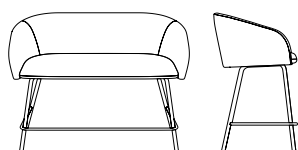
H – Armrests height

K – Base width

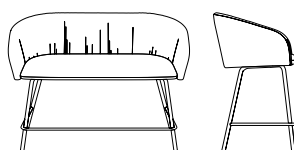
L – Overall depth

V – Overall width

1.4. High sofas



NAUDU SOFA H 4L



NAUDU SOFA H 4L WAVY



Model	Dimensions (mm)											Weight (kg)
	A	A1	B	C	D	E	G	K	L	P	V	
NAUDU SOFA H 4L	660	630	405	405	1020	890	245	1015	520	200	1150	17,3
	810	780	405	405	1020	1040	245	1050	530	350	1150	18,0
NAUDU SOFA H 4L WAVY	660	630	405	405	1020	890	245	1015	520	200	1150	17,3
	810	780	405	405	1020	1040	245	1050	530	350	1150	18,0

A – Seat height

A1 – Seat height according to standard EN 16139

B – Seat depth

C – Seat surface depth

D – Seat width

E – Overall height

G – Backrest length

K – Base width

L – Overall depth

P – Footrest height

V – Overall width

2. Materials/Versions

2.1. Base/Frame

2.1.1. Swivel armchairs

Bases:

- Ø 720 mm four-star aluminium powder-coated (ST63-**))
- Ø 720 mm four-star polished aluminium (ST63-POL).

Columns:

- column with fixed height, seat height: 475 mm (GC-STD). Column matching base colour for powder-coated bases, chromium plated column for polished aluminium base.

2.1.2. Armchairs and sofas

4-leg frame – made of steel tube Ø 22 × 2 mm.

Sled frame – made of rod Ø 11 mm.

Finish options:

- powder-coated
- chromium plated,

4-leg wooden frame – legs made of solid beech wood, bars made of beech plywood.

Finish options:

- natural beech,
- stained beech.

2.1.3. High sofas and armchairs

4 legs – made of Ø 22 × 2 mm steel tube.

Finish options:

- powder-coated,
- chromium plated.

Footrest made of steel in frame colour.

4 wooden legs – legs made of solid beech wood.

Finish options:

- natural beech,
- stained beech.

Footrest made of steel powder-coated in Jet black RAL 9005 colour.

2.2. Castors/Glides

2.2.1. Swivel armchairs

Glides for soft floors (GB) as standard.

Ø 50 mm black plastic self-braking castors for soft floors (SH50) or hard floors (SHH50), both as an option.

2.2.2. Armchairs and sofas

4-leg frame: self-leveling glides for soft floors (GBP) as standard or self-leveling glides with felt for hard floors (GBPF) as an option.

Sled frame: transparent glides for soft floors (GT) as standard or with felt for hard floors (GTF) as an option.

4-leg wooden frame: glides for soft floors (GB) as standard or with felt for hard floors (GBF) as an option.

2.2.3. High sofas and armchairs

4 legs – self-levelling glides for soft floors (GBP) as standard or self-levelling glides with felt for hard floors (GBPF) as an option.

4 wooden legs – glides for soft floors (GB) as standard or with felt for hard floors (GBF) as an option.

2.3. Seat and backrest

2.3.1. Armchairs and sofas

Backrest with integrated armrests – structure made of 8-layer beech plywood, thickness 9 mm, covered with cut foam, thickness 20–40 mm and density 50 kg/m³ (front) and cut foam, thickness 10 mm and density 35 kg/m³ (back) as standard or flame retardant foam with the same parameters as an option.

Note: in WAVY models, the upholstery on backrest inner side is pleated.

Seat – structure made of 12-layer beech plywood, thickness 18 mm, covered with cut foam, thickness 45 mm and density 40 kg/m³ as standard or flame retardant foam with the same parameters as an option.

3. Assembly and packaging

Assembled, cardboard packaging (PACK-ASM) – 1 pc. per box.

4. Technical regulations, approvals and quality marks for selected chairs configurations

REMODEX test report – 110 kg – norm EN 16139

5. Rules of upholsteries matching

Upholstery type is the same for each upholstered element. Except for Valencia (VL) and Silvertex (SX) upholsteries as well as Fine Leather (LE) leather, which may occur on backrest outer side regardless of upholstery type used on backrest and seat inner side.

Upholstery colour is the same for the inner side of backrest with integrated armrests as for seat, the outer side of backrest can be in a different upholstery colour.